

Rolling Bones 4-H Club



Where, What, When, Why?



What's Rolling Bones 4-H Club All About?

- The Rolling Bones 4-H Dog club is a 4-H club open to members between the ages of 8 (as of January 1st) and 18.
- Members learn how to train and show their dogs.
- Purebred or mixed breed dogs are welcome.
- 4-Hers learn dog general knowledge including dog care, grooming, first aid, breed identification, career opportunities, and more!



Purpose of the 4-H Dog Program

- Develop and practice skills in goal setting, self-responsibility, teamwork, and leadership
- Develop communication skills and an appreciation for learning
- Develop integrity, sportsmanship, decision-making ability, and public presentation skills
- Care about and serve others through work in their communities
- Learn about major dog breeds and identify their characteristics
- Demonstrate abilities in dog care, management, feeding, care, and handling, grooming, and fitting.
- Understand the role of scientific research in dog husbandry.
- Explore career opportunities within the animal sciences, including dog care.

Learn by Doing ~4-H slogan





To make the best better

~ 4-H Motto



Who Runs Rolling Bones?

4-H Clubs are organized and lead by volunteers who give their time and energy to “make the best better”!

- Collectively Over 100 volunteer years of experience from leaders in this club!
- Many leaders and volunteers are 4-H dog program alumni!

A few of the faces you will see in Rolling Bones activities:



When and where are the meetings held?

- 2nd & 4th Wednesday of every month

Note: This does not always occur every other week

- 6-8 pm (unless otherwise noted)
- Concord NH Area-locations posted on yahoo group email and website calendar



Where are the Meetings Held?

Training Meetings

- Outdoors – Summer to Fall – Rollins Park, Concord – Next to the tennis courts
- Indoors – Winter to Spring – Sanel Auto Parts, Concord – Park across the Street, go down the stairs, and into the meeting rooms in the basement **OR** upstairs at A furry Affair grooming shop, Concord

Business Meetings or non dog activity meeting (for example a county fair exhibit planning meeting or quiz bowl practice)

- A Leader's house or other available location

NOTE: These locations are not set in stone. The locations can and will change. Always check the calendar on the website and the yahoo group for any changes. If meetings are cancelled due to weather, a cancellation email will be sent before 4pm that day. Please make habit of checking.

What Should I Bring?

Training Meetings

- Your dog
- Your 4-H bag (6 foot leash, collar, dish, water, poop bags for clean up, treats for training, and showmanship leash - we can help to direct what kind to purchase and where)
- Wear weather-appropriate clothing. Close toed shoes are required at **all** training meetings
- Chair for mom or dad (outdoor meetings)
- Sunscreen/bug spray



What Happens at Meetings?

Training Meetings

- The majority of meetings
- Members work with their dogs on obedience and Showmanship skills
- During “pack time” they learn or practice skills such as studying dog knowledge or learning how to choose the proper training leash.

Business Meetings OR non dog based activities such as Quizbowl

- Held as decided by group but on average 3-4 times a year
- Members meet without dogs
- Discuss club business & make decisions about the future of the club or participate in activities such as quiz bowl or fundraisers

What Happens at Meetings?

Obedience, Fitting and Showmanship, and “Pack Time”



What does a typical training meeting look like?

Example of what a beginner 4-Her coming to class will do :

- Arrive at location, walk dog outside to go potty and enter class on time.
- Enter building/class remembering bubble rule and find a place in the circle of class and wait till class to begin. Be prepared with treats in a pocket that is easily accessible.
- Follow leader's instructions and begin class for training.
- We usually start with training obedience first: practicing "sit, stay, come, heel, stand" and learn how you will compete in a obedience class at a 4-H dog show
- We then practice "fitting and showmanship" where we practice how to show our dogs. Learning how to compete in a 4-H fitting and show class.

**Dogs and 4-Hers will need to learn how to do both obedience and fitting and showmanship

- After your dog training class you will do "pack time" from 7-8pm
- During Pack Time the dog is with guardian, in car or crate, and 4-H member participates with group learning about a topic related the dog program

Example: Grooming, nail trimming, how to enter a 4-H dog show, how to choose a show leash, Dog knowledge topics, Quizbowl practice, Dog camp planning, craft, etc.



Bubble Rule is a Club Rule!

It is **vital** important to the safety of meetings that dogs are kept under control and in their "Bubble". Dogs are there to work; they are not there to play/sniff/jump on other dogs.

Many dogs do **not** like other dogs in their bubble, and will growl or snap if another dog gets too close. This **doesn't** mean that they are bad dogs. These dogs should work alongside other dogs without a problem. But everyone needs to respect their "bubble" so there isn't a dog fight.



These two dogs are respecting each other's bubbles and working politely next to each other



The dog on the left wants to play, but he is invading the bubble of the dog on the right who doesn't like other dogs

Safety

Any dog can do this with practice and training BUT we want to make sure everyone is safe.

Can your child hold on to the dog and maintain the “bubble rule” keeping a safe distance between dogs?

Dogs cannot be in class that are uncontrollably aggressive towards people or other dogs.

We maintain the bubble rule so that dogs can focus on the training not a dog invading their bubble.

- Dogs do not have to be “trained” to come learn but the handler must be able to hold on to leash and be able to keep them inside their bubble by themselves. In other words, able to hold on to the leash, keep their dog in place, and maintain reasonable control (keeping space, not letting dog jump on people or dogs, not letting their dog in other dogs bubble)
- For the first couple of meetings, we will have extra helpers for those who need an extra hand keeping distance.
- The bubble rule is strictly enforced for safety of all in class, and will be explained often.
- Please let us know if you are working with specific issues with your dog BEFORE coming to class.
- Do not pet other dogs without asking
- Pay attention at all times to dog and surroundings

Dog Health requirements

Dog must be in good health and free of contagious diseases and fleas.

Do not bring any dog that is sick to any event or class

Per state law, all dogs must be vaccinated for Rabies and proof must be provided by certificate

Some 4-H events Require the Distemper(DHPP) vaccine or proof of titer to participate.

Lyme, leptospirosis, and kennel cough vaccines are optional. See your vet for information about these vaccines.



University of New Hampshire
Cooperative Extension



NEW HAMPSHIRE 4-H DOG HEALTH FORM

Member's Name _____ Phone _____ Age (1/1) _____

Address _____ City _____ State _____ Zip _____

Email _____

Name of dog _____ Color and markings _____

Dog's Date of birth _____ Breed: _____

Registered: ☐ Yes; ☐ No; Sex: ☐ Male; ☐ Female; Spayed or Neutered? ☐ Yes ☐ No; _____

HOME IMMUNIZATION RECORD:

If you give your own immunizations, please write in the serial number from vaccine bottles and the date that you gave the vaccine to your dog.

Distemper (DHPP) _____ Lyme: _____

Leptospirosis _____ Bordetella (Kennel Cough) _____

Administered by _____
(Signature) (Date)

VETERINARIAN IMMUNIZATION RECORD:

You may have your veterinarian fill this part out or you may attach a photocopy of your shot record
The signatures above and below ALL must be completed prior to exhibition.

DISEASE	DATE VACCINATED	DUE DATE OF NEXT VACCINATION
RABIES (Required) <input type="checkbox"/> - 1 yr; <input type="checkbox"/> - 3 yr.		
DISTEMPER (DHPP) (Required ESE& All About the Dogs Weekend) <input type="checkbox"/> - 1 yr; <input type="checkbox"/> - 3 yr.		
LYME		
LEPTOSPOROSIS		
BORDETELLA (Kennel Cough)		

Any sign of a communicable disease will result in the dog being sent home.

Date _____	Signature of 4-H member _____	Veterinarian's Signature _____
Date _____	Signature of 4-H Parent/Guardian (verifies the above is complete & accurate)	Address _____
		City, State, Zip _____

Visit our website: extension.unh.edu

UNH Cooperative Extension is an equal opportunity educator and employer.
University of New Hampshire, U.S. Dept. of Agriculture and NH counties cooperating.
April, 2015

What about last minute changes

- Any cancellations are posted to the email group by 4pm; if there isn't an email, there is a meeting
- Meetings are cancelled for thunderstorms and dangerous driving conditions, but not rain showers.
- For last minute changes in location, check your email and the website calendar before you leave the house.



All these meetings and practice, then what?

- One of many end goals for 4-hers in the program is to participate and exhibit at a 4-H dog show.
- As a member of the club you are to participate in at least one 4-H dog show per year, although most members participate in many.
- 4-H fun Match, Stratham, Belknap, North Haverhill, Hillsborough, Hopkinton, and Deerfield Fairs all have 4-H dog shows.
- If 4-Her is 12 or above they can qualify to participate in Eastern States Regional Dog show.
- 4-H dog shows are often the highlight for 4-Hers which can show their progress from year to year.



- 4-Hers learn valuable life skills through this program!
- The 4-H dog program is a year round project with many activities through out the year. The training meetings help you participate at these events.

All these meetings and practice, then what?



How can I help my child succeed in the program?

- Attend meetings. Learn and watch as well, so you can help your child remember what to train at home.
- All the training/practicing should be done by 4-Her. From May-October state rules mandate that 4-Her is the only one training, showing, and exhibiting with the dog as it is his or her project animal. For example, you as a parent cannot take the animal to a training class yourself during that time frame. 4-Her must do all work.
- If child is young, parent or guardian can help when needed and when appropriate at home. Encourage independence and responsibility. At a 4-H event, 4-Her is suppose to ask another 4-Her for help if needed. And a 4-H leader is always available for help.
- Practice studying dog knowledge at home! You know your child best, practice the way your child learns best!
- Help them by facilitating to participate in as many opportunities offered through program. Participation is key!
- Pass along emailed information to them. Have them read our emails or read them to them so they are aware of what's going on with the group
- Participate in helping at activities, we have many events we need an extra hand. Help make the best program better!
- To start, have them practice 5 minutes a day with their dogs, set a timer in the kitchen and that is their time to practice their commands they learned in class.
- Make a dog training calendar- check of the days you practiced. You can even go further and write what you should practice on which days.

All About The Dogs 4-H Weekend

- Rolling Bones organizes and runs the weekend. 4-Hers from all over New England come to the weekend event. Fun for all! Training, Crafts, games, seminars; all with your dog!
www.allaboutthedogsweekend.com



Terriers, Toys, Top lines... OH MY!

Quiz bowl, Dog Knowledge quizzes

- At most Fairs the 4-Her will be required to do 3 activities:
 - Obedience, Showmanship, and **dog knowledge quiz or Quizbowl**
 - Costume class, trick class, obstacle class, rally, educational display, etc. (if offered) are optional
- Quizzes (written) are based on age.
- Each year, Eastern States decided on focus topics for their year end show, often local fairs focus on these topics as well. General dog knowledge is also included
 - For Example 2016 focus topics: Toy Breeds, Canine good Citizen (all three levels), Chapter 6 in the American Red Cross dog first aid book, as well as general dog knowledge questions.

How do we prepare?

- Study guides, resource list, practice quiz bowl, practice tests
- See power points on club website for more information about dog knowledge



What if I can't make it to a meeting?

- Members are required to be an active participant in the club; Attendance is key in success in program.
- If you can't be there due to illness, travel, or family emergencies, please send out an email to the club or leaders saying that you won't be able to attend.
- You are responsible for completing any paperwork that was completed at the meeting you missed. You are also responsible for catching up on the last meeting and what information you missed

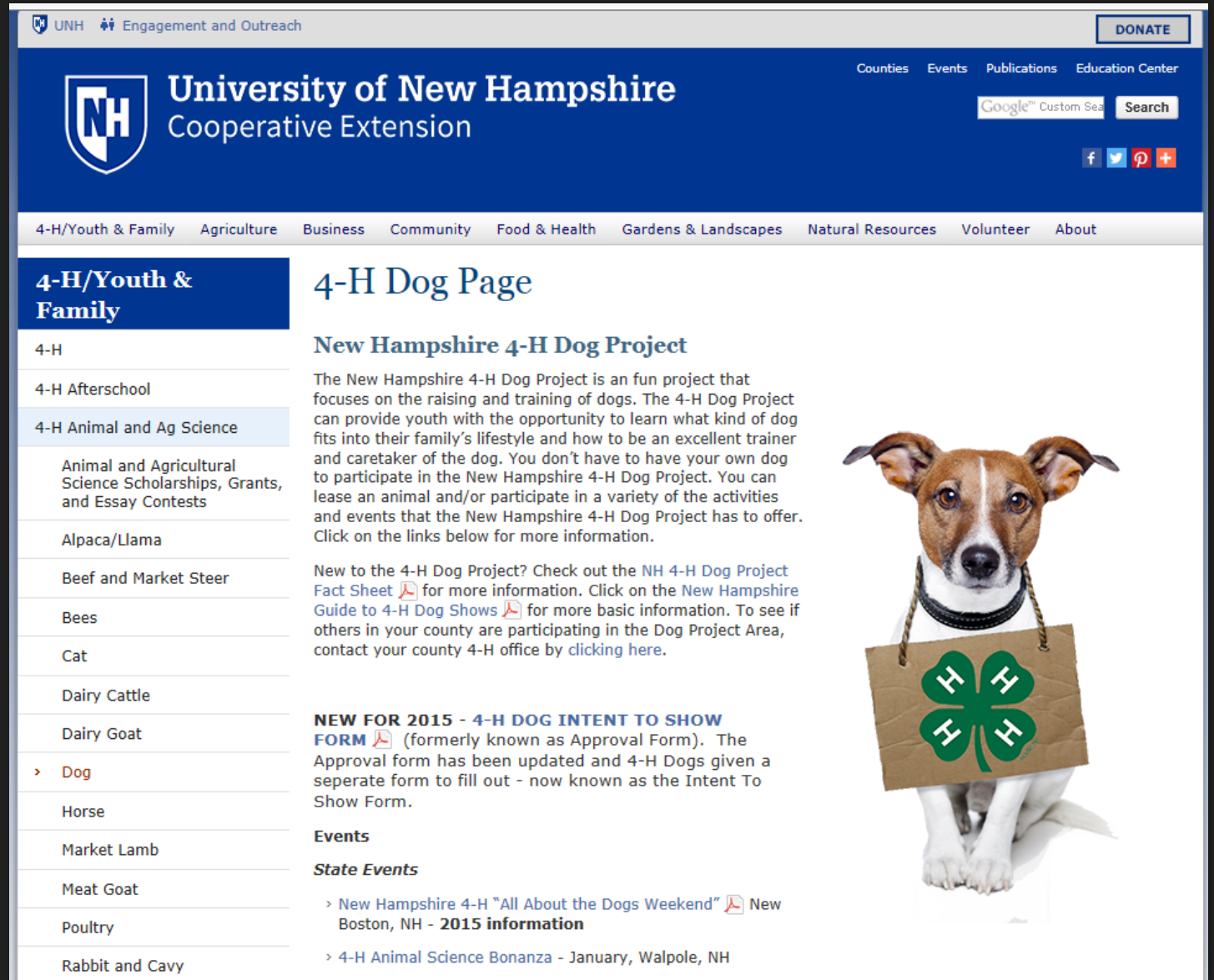


What do you mean we're missing 4-H?

Resources:

This is where you find the State's 4-H Dog Program Information:

<http://extension.unh.edu/4-H-Animal-and-Ag-Science/4-H-Dog-Page>



The screenshot shows the University of New Hampshire Cooperative Extension website. The header includes the UNH logo, navigation links for Counties, Events, Publications, and Education Center, a Google Custom Search bar, and social media icons. The main navigation bar lists various extension areas: 4-H/Youth & Family, Agriculture, Business, Community, Food & Health, Gardens & Landscapes, Natural Resources, Volunteer, and About. The left sidebar is titled "4-H/Youth & Family" and lists categories: 4-H, 4-H Afterschool, 4-H Animal and Ag Science (highlighted), Animal and Agricultural Science Scholarships, Grants, and Essay Contests, Alpaca/Llama, Beef and Market Steer, Bees, Cat, Dairy Cattle, Dairy Goat, Dog (highlighted with a right arrow), Horse, Market Lamb, Meat Goat, Poultry, and Rabbit and Cavy. The main content area is titled "4-H Dog Page" and features the "New Hampshire 4-H Dog Project" section. This section describes the project's focus on raising and training dogs and provides links to a fact sheet and a guide to dog shows. Below this, it announces a "NEW FOR 2015 - 4-H DOG INTENT TO SHOW FORM" (formerly known as Approval Form) and lists "State Events" including the "New Hampshire 4-H 'All About the Dogs Weekend'" in Boston, NH, and the "4-H Animal Science Bonanza" in Walpole, NH. On the right side of the page, there is a photograph of a brown and white dog sitting and holding a cardboard sign with a green four-leaf clover logo, where each leaf contains a white 4-H emblem.

Resources:

This is our programs "Rule Book". The Guidelines for the state dog 4-H program and what all clubs and fairs should follow. All 4-Hers and Parents should read through this.

Found at:

http://extension.unh.edu/resources/files/Resource001854_Rep2657.pdf



New Hampshire Guide to 4-H Dog Shows



UNH Cooperative Extension
4-H Youth and Family
Moiles House
180 Main Street
Durham, NH 03824-2536

Visit our website: extension.unh.edu

UNH Cooperative Extension is an equal opportunity educator and employer,
UNH, U.S. Dept. of Agriculture and NH counties cooperating.

Revised: 01/2015

Resources:

Ohio State 4-H Dog Resource Handbook

There are many books on the NH states resource list but we recommend this book to start. Especially if this is the only book you get.

<http://estore.osu-extension.org/Dog-Resource-Handbook-P249.aspx>



Resources: The Rolling Bones 4-H Club Website

Our Website has helpful information
and links



PowerPoints that can be helpful for
beginners on various topics~ click blue
text to connect to links.

Rolling Bones 4-H Dog Club
Merrimack County, New Hampshire

Home Club Info Resources Calendar Members Contact Us

General Events Obedience Showmanship Dog Knowledge

The following presentations were created by club member Tara M. They are fantastic introductory resources. At a future date, they may be moved into separate pages, based on their content.

- [Meetings](#)
- [Club Events](#)
- [NH 4-H Dog Shows](#)
- [Competitive Obedience](#)
- [Showmanship](#)
- [Your 4-H Training Bag](#)
- [Dog Knowledge – 12 Years Old and Under](#)
- [Dog Knowledge – Over 12 Years Old](#)



[Rolling Bones Club Rules! \(NEED FILE\)](#)
[Helpful Links](#)
New Hampshire 4-H (General)
<http://extension.unh.edu/4H/4H.htm>

New Hampshire 4-H Dog Project
<http://extension.unh.edu/4H/NH4-HDogProject.htm>

Resources: The Rolling Bones 4-H Club Website

Click "General, Events, Obedience, showmanship, or dog knowledge at top to connect you to more information on topic.

See obedience blue links at bottom to videos- VERY helpful when practicing at home to remember how to do something.



ROLLING BONES

Rolling Bones 4-H Dog Club

Merrimack County, New Hampshire

Home Club Info Resources Calendar Members Contact Us

General Events **Obedience** Showmanship Dog Knowledge

Obedience Basic Information

Proper position is when your dog is sitting on your left side with his/her right shoulder is directly next to your left leg. Dog should be sitting squarely next to the handler.

When doing the "Heal" exercises and the judges says forward, ALWAYS step off with your left foot. This gives your dog an extra "silent" command, they see you starting to move your leg and they know that they are about to move forward. Remember, prior to physically moving forward; say your dogs name followed by the word "heal."

When doing the stationary exercises (stand, long sit & long down) ALWAYS step off with your right foot.

During all of the obedience exercises the handler should have a LOOSE leash. A taunt leash will be deducted points. The handler should only give the dog one command, to be given at the beginning of the exercise. Multiple commands (talking to your dog, patting your leg, etc) during an exercise will result in deducted points.

During the long sit and long down do not force your dog into position. Remember to have a loose leash when standing in front of your dog and when returning to your dog. If your dog breaks, (gets up, goes to sniff the neighboring dog, etc...) gently pull your dog in front of you and place then in the sitting or down position (depending on the exercise).

Links to "How to" videos on 4-H obedience from Oregon State 4-H

- [2a. Introduction to Oregon 4-H Dog Obedience Project](#)
- [3f. Heeling: Oregon 4-H Dog Showmanship Project](#)
- [2b. Recall: Oregon 4-H Dog Obedience Project](#)
- [2j. Figure 8: Oregon 4-H Dog Obedience Project](#)
- [2e. Long Sit: Oregon 4-H Dog Obedience Project](#)
- [2f. Long Down: Oregon 4-H Dog Obedience Project](#)
- [More videos from Oregon 4-H Dog Obedience Project](#)

Resources: The Rolling Bones 4-H Club Website

On our website we have a calendar for meetings.

We try very hard to have it up to date with club meetings, but the email list on Yahoo Groups is the most up to date information.



The screenshot shows the website for the Rolling Bones 4-H Dog Club. The header features the club's logo, which is a black four-petaled flower with the letters 'H', 'H', 'H', and 'H' on the petals, surrounded by the words 'ROLLING' and 'BONES' and several paw prints. To the right of the logo, the text 'Rolling Bones 4-H Dog Club' is displayed in a large, black, sans-serif font, with 'Merrimack County, New Hampshire' in a smaller font below it. Further right is a small collage of three photos showing people and dogs in various outdoor settings. Below the header is a green navigation bar with white text links: 'Home', 'Club Info', 'Resources', 'Calendar', 'Members', and 'Contact Us'. The main content area displays a calendar for December 2015. The calendar has a header with 'Today', navigation arrows, the month 'December 2015', and options to 'Print', 'Week', 'Month', or 'Agenda'. The calendar grid shows dates from 29 to 31. Notable events include '5:30pm Annual Rollin' on Saturday, December 12, and '6pm NO 4-H Meeting' on Wednesday, December 23. There is also a '6:30pm (No title)' event on Sunday, December 30. Three large, stylized hand icons are overlaid on the bottom left of the calendar, pointing towards the meeting dates.

Rolling Bones 4-H Dog Club

Merrimack County, New Hampshire

Home Club Info Resources Calendar Members Contact Us

Today December 2015 Print Week Month Agenda

Sun	Mon	Tue	Wed	Thu	Fri	Sat
29	30	Dec 1	2	3	4	5
6	7	8	9	10	11	12 5:30pm Annual Rollin
13	14	15	16	17	18	19
20	21	22	23 6pm NO 4-H Meeting	24	25	26
27	28	29	30 6:30pm (No title)	31	Jan 1	2

How active is the club?

- Meet 2 times per month
January through October
- Offers activities through out
the year:



Example of Activities through out the year offered:

January - Farm and Forest Expo

March/April - Fun Show offered for Practice (TBD)

March - County Presentation Day

June - All About the Dogs 4-H Weekend

July, August, September - 4-H Dog Shows (Rolling Bones fun match, Stratham, North Haverhill, Belknap, Hopkinton, Hillsborough, Deerfield fairs all have dog shows)

September - Hopkinton Fair club exhibit and other exhibits
4-Her chooses to do

Sept/ October - Eastern States Regional 4-H dog show

October/November - Year end Awards Nights club and county

November - AKC/4-H clinic and competition

December - Holiday Party

* Every year is different depending on activities offered and available, field trips, learning opportunities, etc.

How do I officially sign up? And stay enrolled?

To officially enroll in the program you must go to www.4honline.com to set up a family account and then add each child.

- Each year you will need to reenroll through online and update account.
- You will sign up for any projects that you might be interested in (photography, crafts, etc.) but please know that they are done independently, not as a club. Please be sure to sign up for Veterinary Science, Community Service, and Safety, as we cover these projects during our meetings.

How to Enroll using the 4HOnline System

When Enrolling, be sure to select the county in which you participate, rather than the county in which you reside.

NEW FAMILIES	RETURNING FAMILIES
Please visit your County Extension Office before enrolling to find out about all the great things your county 4-H Program has to offer.	Did you forget the email you used last year? Please contact your local County Extension Office . If you forgot your password, select "I forgot my password (below)" and 4hOnline will email it to you.

Note: Under the "Manage Password" section on the next screen, it is not necessary to change your password unless you *wish* to select a new password.

☒ I have a profile
☐ I need to setup a profile
☐ I forgot my password

Email:


Password:

Role: ▼

Login

OTHER IMPORTANT PAPERWORK


In addition to signing up online as a member, all members **MUST** fill out INTENT TO SHOW form by May 1st in order to show. **DON'T FORGET THIS FORM!** We usually filled it out around March/April as then we will know what class the 4-Her will be showing in.



University of
New Hampshire
Cooperative Extension

4-H Dog Intent to Show Form

Directions for completing this form found on back side. Must be filled in completely in blue or black ink or typed (no pencil).



Member's Name _____ Phone _____ Age on January 1 _____

Mailing Address _____ City _____ State _____ Zip Code _____ County _____

Email Address _____ Club _____

Do you need any **physical and/or educational accommodations** in order to participate fully in 4-H Animal Science activities and events? ☐ No ☐ Yes

Accommodation needed: (for instance, help reading a quiz, modified equipment, etc.) _____

Breed	Animal Name	Please list (microchip or tattoo) if dog has one.	Date of Birth (mo/date/yr)	Sex or spayed/neutered	Owned or Leased?	Fit & Show Class	Obedience Class

COUNTY STAFF SIGNATURE: _____ DATE SIGNED: _____ DATE RECEIVED: _____

This certifies that the above exhibitor is a 4-H member in good standing and the animals listed above the 4-H county staff signature are eligible to be shown by this member. 4-H county staff will use date received in office. Registration papers should be available upon request. Animals to be shown in any 4-H classes must be listed and submitted to your 4-H County Extension office on or before the deadlines listed on the back of this form. **This form does NOT constitute a fair entry. Separate entries must be made to shows at fairs.**

This form with 4-H county staff signature must be presented to the Superintendent of each 4-H Show in which you participate and must agree with information on registration papers. 4-H members are responsible for the accuracy of all information provided. The 4-H county staff signature is verification of date of submission only. No changes or additions are to be made to this 4-H Animal Intent to Show form without a 4-H county staff initialing the change. **Rabies requirement - All animals exhibited at a 4-H show or event must be vaccinated for rabies. REMINDER: All animals must have been vaccinated for rabies 30 days prior to first event or show.**

Leader Signature

Parent Signature

Member Signature

Date

+ The 4-H office must have an electronic copy (4-H Online) or a paper copy of your Youth Medical Care and Treatment form and the Youth Code of Conduct/Permission Release form.

PAPER WORK AND DOG SHOW ENTRIES

- Paperwork and dog show entries are your responsibility.
- 4-H enrollment forms **MUST** be done before attending class.
- Deadlines are strict.
- Each Fair/show has separate entries.
- If you have any questions, feel free to ask!

Don't wait till the last moment!



Rolling Bones 4-H Club

Making the Best Better!

- “Dog 4-H is a fun thing to do! And while you are having fun you are also working together with your dog to reach your goals” Fiona
- “Dog 4-H is about building a bond between you and your dog through hard work, training, and learning how to properly care for your dog.” Allison
- “4-H has taught me the importance of responsibility and good work ethic. I wouldn’t be the person I am today without the help of 4-H.” Sadie
- “4-H has taught be to be a responsible pet owner and has created a deeper bond between me and my dog” Marissa
- “4-H...I met my best friend there!” Erica
- “4-H to me...Life Long friends, Life long acquaintances, roads to AKC and a family that was willing to go to a lot of dusty fairs!” ~ Lori
- “I learned compassion, patience, service before self, to be humble, that hard work pays off, public speaking skills, independence, team work and social skills all of which have helped me to be successful.” Jodi